












Please read the following statement from the LandMark Developers








Bank Import Changes

LandMark has for many years been able to import downloaded statements from banks in Quicken (QIF) and Comma Separated Value (CSV) formats.

While the formats (QIF and CSV) are seen as industry standards, how the individual banks' actually implement the standards varies widely. This has lead to the situation where more and more user's are downloading and importing their bank statements with varying levels of success.

With the release of Service Pack 9 we have attempted to address this situation and considerable time and effort has gone into this one specific area of the program.

	Import Format	SP8	SP9	Notes
	ANZ Quicken		✓	Note the different format for Credit Card Accounts
	ANZ Quicken (Creditcard)		✓	Creditcard import format is different from standard bank downloads
	ASB Quicken		✓	
	BNZ CSV		✓	Suitable for Trading & Creditcard statements
	BNZ Quicken		✓	Suitable for Trading & Creditcard statements
	CRT		✓	Format may be available late 2009 (CSV)
	Farmlands CSV		✓	Handles Statement and Monthly Invoice downloads in a single file
	Kiwibank Quicken	✓	*	Updated for changes made to download files.
	National CSV	✓	*	Preferred format for importing for National Bank, well defined file format
	National Quicken		✓	
	PGG CSV	✓	*	
	Quicken	✓	*	
	Quicken (American Date)	✓	*	

	Rabobank Quicken ✓		*	Importing routines fixed but still not ideal. Original format not well defined.
	RD1		✓	
	SBS Bank Quicken		✓	
	TSB CSV		✓	
	Westpac CSV		✓	Not Suitable for Creditcard accounts at present. Use Westpac Quicken (Creditcard) format instead.
	Westpac Quicken		✓	
	Westpac Quicken (Creditcard)		✓	Creditcard import format is different than standard Westpac account downloads (eg Cheque and savings accounts)

✓ = Supported Import Format

* = Import Format Modified/Enhanced

As you can see from the above list we have increased the number of supported bank formats from six to eighteen, including support for statements from PGG Wrightsons, Farmlands and many others.

The move to different import formats for each specific bank will mean that before importing your latest bank statements you need to check which Import Format is best suited for your particular downloads. For users who in the past have used the Quicken format, you should now check in the list of available formats and select the one specific for your bank and account type (Credit Card Statements for some banks are formatted differently from the normal bank account downloads)

Once imported using the new formats you should see some marked improvements within the Cashbook module in regards to the correct parsing of each transaction. This is seen by more accurate values being automatically entered in each of the following fields "Other Party", "Code", "Reference" and "Particulars".

For users who use coded Cheques and Deposits as part of their financial management, a new feature has been implemented in the automatic allocation of the Cashbook Heading based upon the value coded. You will need to have already entered your Accountant's Codes in the Setup Module under "Headings" for this feature to work.

If you find that the new formats do not correctly import your particular bank download or you use a download which we do not currently support please contact the Help Desk.

Finally a big thank you to the users who supplied their bank downloads to use in our testing for each of the specific bank formats. It certainly made it easier to test everything.